



CJC[®] Desorber

Solutions for removal of water from low and high viscosity oils, even in stable emulsions



Removal of water from oil
- even in stable emulsions



Your challenge


Oil contaminated with water causes oil degradation via micro pitting, cavitation and breakdown of mechanical parts

A contaminated oil system - Problems caused by water in oil

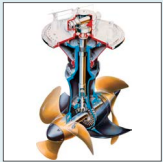
Water in oil eg. sea water or proces water, leads to depletion of additives as well as formation of rust and bacterial growth, increasing degradation of the oil. All of these factors lead to reduced lifetime of both components and oil and the risk of breakdown of production process.

A contaminated oil system with only in-line filtration

without CJC® Desorber



Water contamination on steel mill/ gear



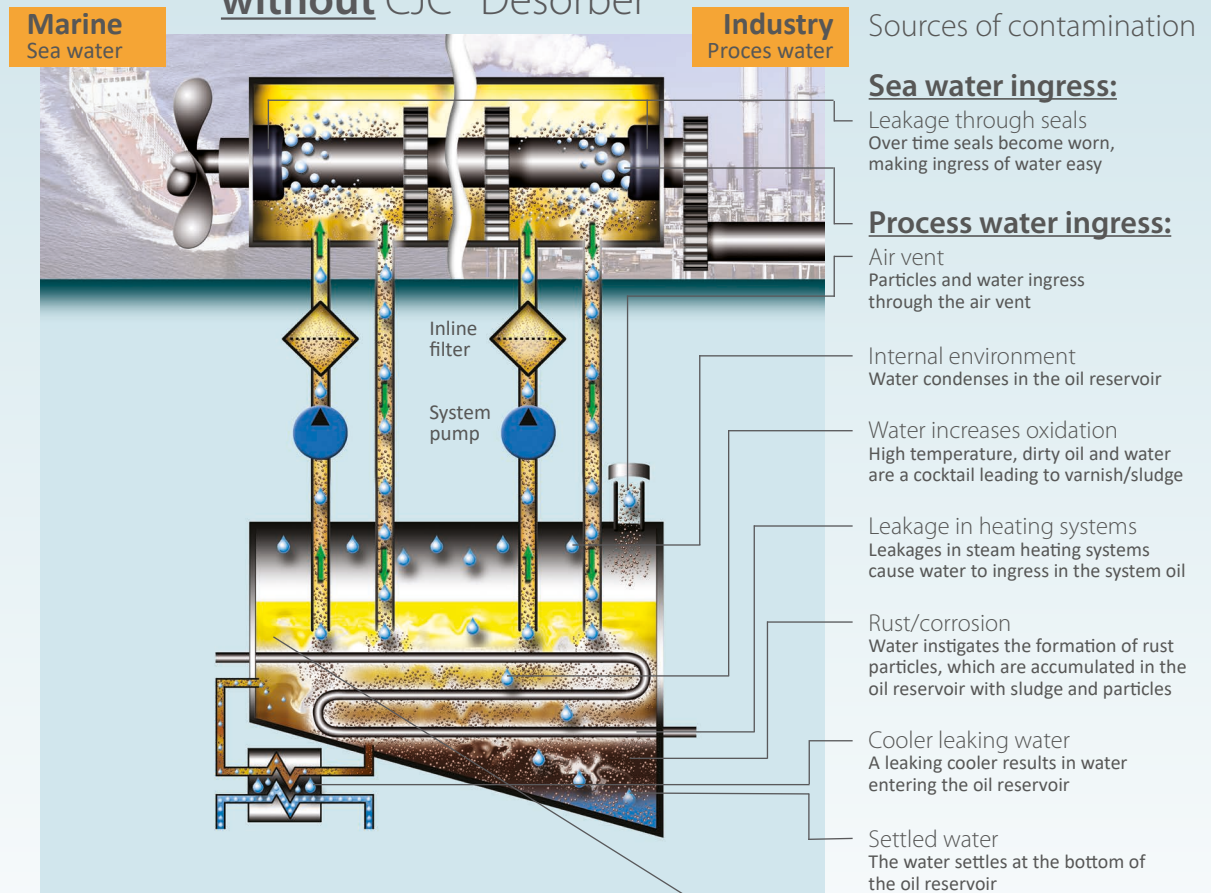
Water and particle wear on thruster



Corrosion on hydraulic rod



Oil and water emulsions



Most common types of contamination

Oil degradation




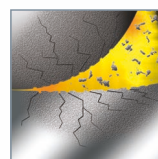


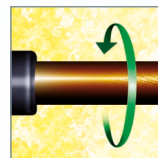

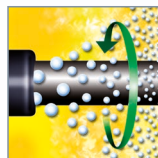
Wear metal, water and high temperatures lead to oil degradation, which is the precursor of varnish. This results in sticky varnish that deposits on metal surfaces.

Cavitation & pitting

Occurs in areas where water is present and oil is compressed; the water implodes, causing the metal surfaces to crack and release more particles.

Pitting corrosion

When water accumulate in the oil, it causes metal wear, rust and galvanic corrosion of gear and mechanical parts.



Emulsified water in oil
Oil sample with emulsions of water. Some oil types will create steady emulsions which cannot be separated by settling nor mechanical forces

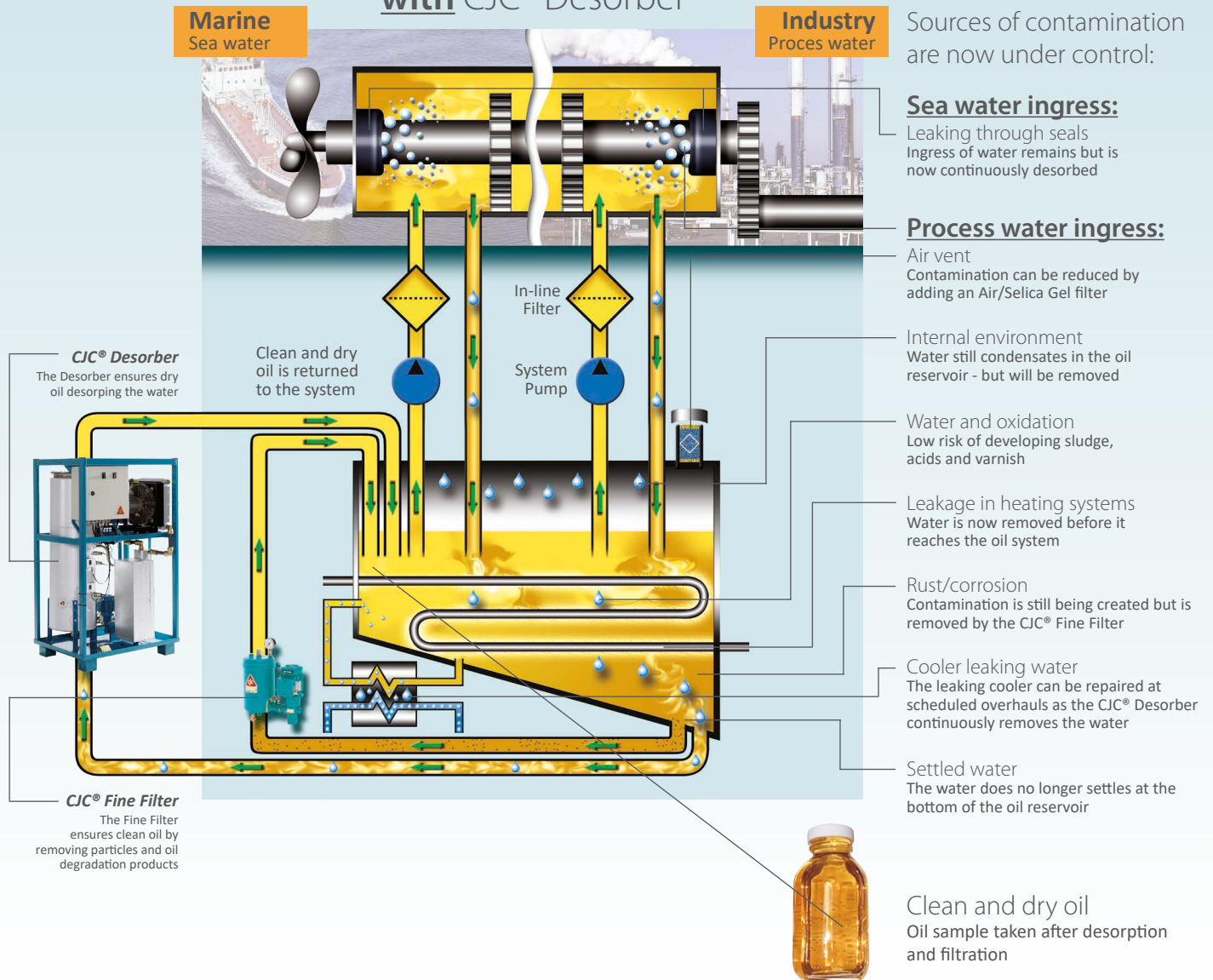
Your natural solution

The CJC® Desorber is of uncomplicated design and almost maintenance free

A clean and dry oil system - No oil contamination

The CJC® Desorbers provide solutions for removal of water (eg. sea water, process water) in mineral, synthetic and high viscosity oils. Even in stable emulsions and in oils with a density above 1 e.g. ester or glycol based fluids.

A clean and dry oil system with CJC® Desorber

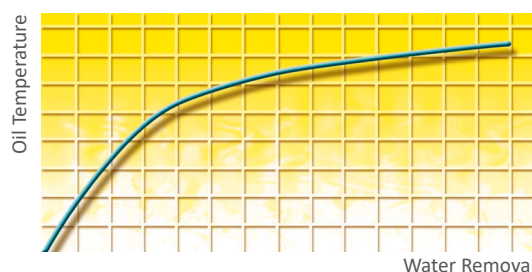


Desorber efficiency

The desorber's ability to remove water is dependant upon oil temperature and cooling temperature, and therefore it is essential to obtain the right mix of the following parameters:

- Oil temperature in tank
- Oil heating system
- Ambient temperature
- Temperature of cooling medium
- Oil type

Performance chart based on Mollier diagram



Desorber principle

Dry oil through the CJC® Desorption process
- even in systems with emulsified oil

CJC® Desorber Range

The Desorbers are able to remove larger amounts of water and the water removal ability is unaffected by viscosity and additive package. The Desorbers treat mineral oils as well as synthetic fluids, and is even able to break stable emulsions.



Desorber D10



Desorber D30



Desorber D40



Desorber D88

CJC® Desorber/Filter Combi Units:

The Desorber/Filter Combi units remove **large amounts of water AND particles** from a wide range of lubricants including emulsified oils and **EAL's** (Environmentally Acceptable Lubricants)/ **Biodegradable Lubricants**.



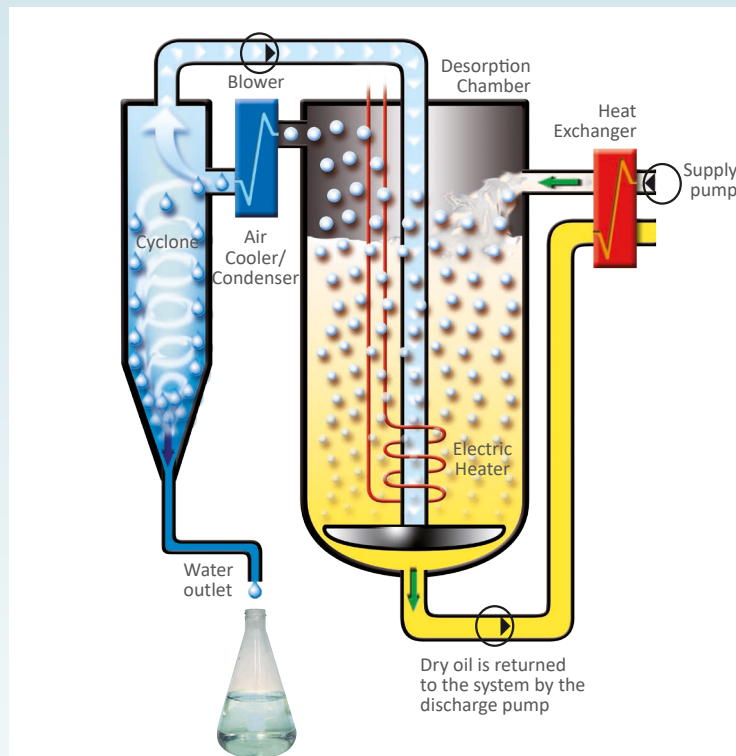
Desorber/Filter Combi Unit, D5



Desorber/Filter Combi Unit, D10

The desorption process is based on the principle that heated air can effectively hold large quantities of water. In the CJC® Desorbers the oil is pre-heated and met by a counter flow of cold air. The air, heated very quickly by the hot oil, will expand and absorb any water present, thus reduce the water in oil content.

Desorber operation principle



What happens in a Desorber:

The oil is drawn from the system by the supply pump and preheated if necessary. The oil is supplied into the top of the desorber chamber and distributed evenly in the chamber.

Air passes from the air pump and is released through several hundred nozzles in the bottom of the chamber.

The cold air meets the hot and wet oil in a counter flow. The air is instantly heated by the oil, expands and is saturated by the water in the oil.

The saturated air is condensed by the air cooler and the free water is separated and discharged in the cyclone. The cold air is reused in a closed circuit.

The discharge pump returns dry oil to the main system through the heat exchanger at an oil temperature close to the original oil temperature.

Main components

Desorber chamber
Process reaction chamber

Condenser
Releases water by cooling the air. Can be supplied with different cooling media as an option

Heat exchanger
Preheats the oil with the warm oil from the desorber chamber; Saving energy

Electric heater
Placed inside the chamber. Maintains oil temperature at optimum. Variable heating capacities and media are optional



Control panel

Blower
Supplies air to the desorber chamber

Cyclone
Water and air is separated in the cyclone and water is discharged

Discharge pump
The oil is returned to the main system by the discharge pump through the heat exchanger

Supply pump
The oil is drawn from the main system by the supply pump and pumps through the heat exchanger and into the desorber chamber

Your benefits

Increased lifetime of both your oil and components, reduced risk of breakdown thus improving your maintenance budget

The benefits obtained when installing a CJC® Desorber will have a positive effect on your maintenance budget as well as increase your productivity and reduce your energy consumption.

Less maintenance

- Less wear and increased lifetime of components and oil
- Longer time between service intervals
- Enhanced operational precision

Increased productivity

- Fewer unplanned breakdowns and improved reliability
- Leaking coolers can be repaired at scheduled overhauls

Lower energy consumption

- Lubricating capabilities remain intact and internal friction is lowered
- Reduced pressure drop over in-line filters
- Viscosity index is kept stable and efficiency is maintained

- all advantages to your total economy!



Satisfied Customers

MARINE:

Fleet Manager on TMS-Dry, Greece:

"The CJC® Combi Unit effectively removed the water from a very expensive lubricant, while our crew is very satisfied with easy installation and low maintenance cost of the CJC® Units".

Problem:

The EAL oil was highly contaminated with water, reaching a level of 366,502 ppm. The customer drained the oil from the stern tube and stored it in drums to avoid damage on components such as bearings and seals. As the oil was highly emulsified, water separation was not possible, neither by centrifugal forces nor by gravitational separation.

Solution:

Before installation of the CJC® Desorber/Filter Combi Unit, a sample was taken and analysed by a laboratory. This sample indicated that the water content reached a level of 351,900 ppm (35.19%). The CJC® Desorber/Filter Combi Unit was installed on the drums and after 72 hours in operation, a second sample was taken. The water content was now reduced to 600 ppm (0.06%)! This successful water removal made the customer purchase the unit.

Result:

After only a few days of filtration on the first drum water was efficiently reduced from 351,900 to 600 ppm (35.2 to 0.06%).



Dirty CJC® Filter Insert, saturated with dirt from the highly emulsified EAL oil. After filtration, the stern tube oil was free of water. Thus, risk of breakdown reduced!

POWER:

United Kingdom Oil Fired Power Plant:

"The CJC® Desorber D30 was considered a success by the power plant. Water content was maintained to acceptable levels. Considerable savings in usage of expensive oil were achieved."



INDUSTRY:

Mr. Per-Erik Halvorsen,
Maintenance Manager, Norske
Skogindustrier ASA, Norway:

"The result proves that the CJC® Desorber we have purchased is an extremely efficient water removing device. We also have experienced that the Desorber is very easy to operate and maintain. After running-in it requires no adjustments and almost no surveillance. It is remarkable how much water it is able to remove."

"It is remarkable how much water it is able to remove."

C.C.JENSEN will back you up
- we have over
60 years of experience!

C.C.JENSEN - contact us today!

1953-2019



Over 66 years
of innovation &
market leadership



Manufacturing & headquarters

C.C.JENSEN A/S

Løvholmen 13 | DK - 5700 Svendborg | Denmark

Tel. +45 6321 2014

sales@cjc.dk | www.cjc.dk

C.C.JENSEN worldwide

Benelux

C.C.JENSEN Benelux B.V.
Tel.: +31 182 37 90 29
info.nl@cjc.dk
www.ccjensen.nl

Chile

C.C.JENSEN S.L. Limitada
Tel.: +56 2 739 2910
ccjensen.cl@cjc.dk
www.ccjensen.cl

China

C.C.JENSEN Filtration
Equipment (Tianjin) Co. Ltd.
Tel.: +86 10 6436 4838
ccjensen.cn@cjc.dk
www.ccjensen.cn

Denmark

C.C.JENSEN Danmark
Tel.: +45 7228 2222
ccjensen.dk@cjc.dk
www.cjc.dk

France

C.C.JENSEN France
Tel.: +33 366 753 170
contact.fr@cjc.dk
www.ccjensen.fr

Germany

KARBERG & HENNEMANN
GmbH & Co. KG
Tel.: +49 (0)40 855 04 79 0
kontakt@cjc.de
www.cjc.de

Greece

C.C.JENSEN Greece Ltd.
Tel.: +30 210 42 81 260
ccjensen.gr@cjc.dk
www.ccjensen.gr

India

C.C.JENSEN India
Tel.: +91 4426241364
ccjensen.in@cjc.dk
www.ccjensen.in

Ireland

C.C.JENSEN Ireland
Tel.: +353 86 827 1508
ccjensen.ie@cjc.dk
www.ccjensen.ie

Italy

KARBERG & HENNEMANN srl
Tel.: +39 059 29 29 498
info@cjc.it
www.cjc.it

Poland

C.C.JENSEN Polska Sp. z o.o.
Tel.: +48 22 648 83 43
ccjensen@ccjensen.com.pl
www.ccjensen.pl

Spain

C.C.JENSEN Ibérica, S. L.
Tel.: +34 93 590 63 31
ccjensen.es@cjc.dk
www.cjc.dk

Sweden

C.C.JENSEN AB
Tel.: +46 8 755 4411
sales@ccjensen.se
www.ccjensen.se

United Arab Emirates

C.C.JENSEN Middle East
Tel.: +971 4 447 2886
ccjensen.uae@cjc.dk
www.cjc.ae

United Kingdom

C.C.JENSEN Ltd.
Tel.: +44 1 388 420 721
filtration@ccjuk.co.uk
www.ccjensen.co.uk

USA

C.C.JENSEN Inc.
Tel.: +1 770 692 6001
ccjensen@ccjensen.com
www.ccjensen.com



Scan the QR code and find
your nearest distributors
at www.cjc.dk/contact

- or give us a call!

C.C.JENSEN A/S
www.cjc.dk

